

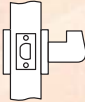

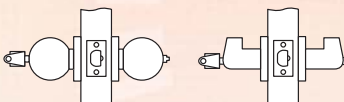
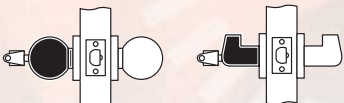
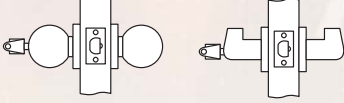



Arrow Standard	Function	Description	
RK01/RL01	Passage		Latchbolt operated by knob/lever either side.
RK02/RL02	Privacy		Latchbolt operated by knob/lever either side except when inside turnbutton locks outside. Unlocked by rotating button or by using tool outside.
RL03	Communicating		Latchbolt by inside knob/lever only. Blank rose only outside.
RK08/RL08	1/2 Dummy Trim		Rigid trim for one side of door only. Used as pull or to match active trim.
RK11/RL11	Entrance		Latchbolt operated by knob/lever either side except when outside knob/lever is locked by turn-button inside. When outside knob/lever is locked, latchbolt operated by key outside or turning inside knob/lever. Inside button must be manually released.
RK12/RL12	Storeroom		Outside knob/lever always rigid. Latchbolt operated by key in outside knob/lever, or by turning inside knob/lever.
RK17/RL17	Classroom		Latchbolt operated by knob/lever either side except when key outside locks outside lever. Inside lever always free. Key outside locks/unlocks outside lever only.
			Indicates knob/lever rigid at all times.

How To Order:

Example: To order a RK Series entry function lockset with a Ball design lever, satin stainless steel finish, with a R60 strike, and 2-3/4" deadlocking latch, keyed different:

Specify:

Standard:	RK	11	BD	32D	R60	R71	KD	XXX
	Series	Function	Design	Finish	Strike	Latch	Keying	Options (if required)