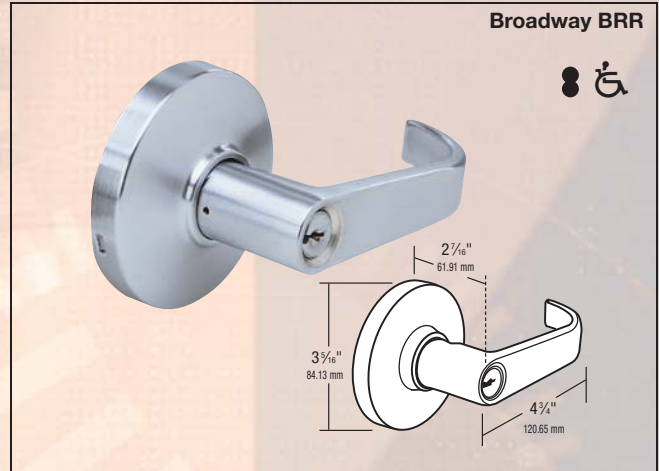
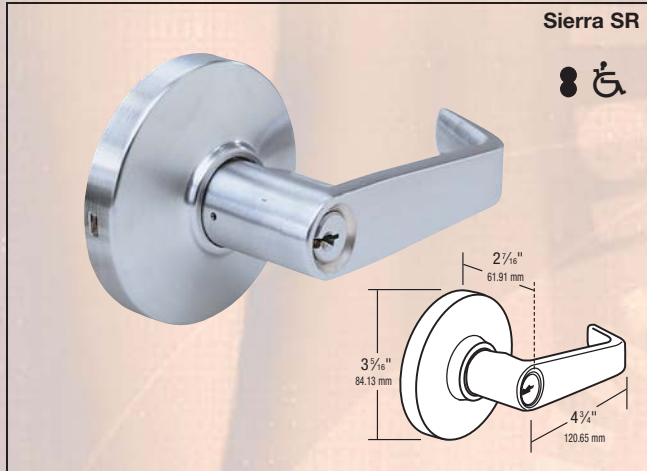
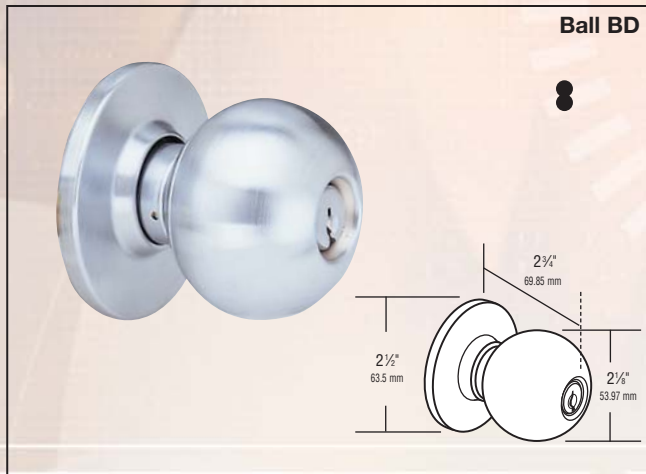


# R Series

## RL Series lever designs



## RK Series knob designs




## R Series cylinders

Solid Brass 6 pin cylinder pinned 5 for RK, pinned 6 for RL.  
 "A" Keyway standard. Arrow sectional keyways available.  
 Competitive keyways available. US4, US26D finish.

### Tailpieces

Part #	Series
1001-44	RL Series
550AM-44	RK Series



### Cylinder Part

#100C – RK Series

#600HD – RL Series

## Interchangeable Core

♂ Look for this symbol to indicate availability of product with interchangeable core design.

## R Series cylindrical locksets

